


UHP DV6 Diaphragm Valves

“Bulk Flow” Series - 2.0 and 2.8 Cv



GTC Features

- 1/2" and 3/4" Springless Metal Diaphragm Design
- Robust, High Cycle Life Design (>500,000 cycles)
- High Temp (400F) Option Available for C5 and K5
- Serviceable, Modular Valves with Replaceable Seat Assembly
- Pneumatic Actuators with integral “Winkie” Status Indicator
- Manual Actuator with Metal Handle, Positive Stop, and LOTO

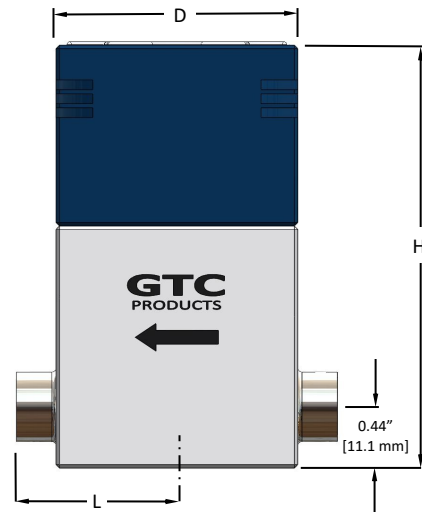
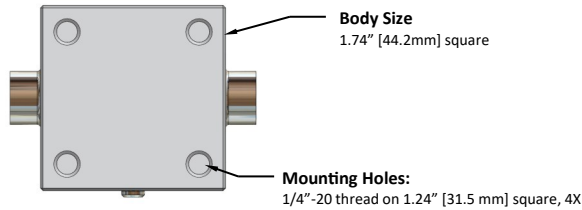


Technical Data

Specification	C5	CF5	K5
Actuation Type	Pneumatic N.C.	Pneumatic N.C.	Manual, LOTO
Actuation Port	10-32 / M5	10-32 / M5	n/a
Actuation Pressure	90 to 130 psig	75 to 130 psig	n/a
Operating Pressure	Vac to 250 psig	Vac to 150 psig	Vac to 500 psig
Flow Coefficient Cv	2.0	2.8	2.8
Operating Temperature	-20° to 160° F (Vespel seat option: to 300° F)		
Proof / Burst Pressure	3,000 psig / 6,000 psig		
Helium Leak Rate	1 x 10 ⁻⁹ scc/s He		
Wetted Surface Roughness	Electropolished 10 Ra Max		
Wetted Surface Body Mat'l	316L VAR Stainless Steel		
Wetted Surface Other Mat'l	Diaphragm: Elgiloy™, Standard Seat: PCTFE, Optional Seat Vespel™		

Dimensions

Specification	C5	CF5	K5
Overall Height (H)	3.1" [78 mm]	3.5" [89 mm]	3.4" [87 mm]
Actuator Dimension (D)	1.75" sq. [44 mm]	1.75" sq. [44 mm]	2.0" dia. [51 mm]
1/2" & 3/4" Tube Stub Length (L)	2.15" [55 mm]		
1/2" Female Face Seal Length (L)	1.765" [44.8 mm]		
1/2" Male Face Seal Length (L)	2.435" [61.8 mm]		
3/4" Face Seal (male or female) (L)	3.175" [80.6 mm]		



Ordering Information:

C5-DV6-2A-TXTX-PP

Actuator

- CF5 - Pneumatic, N.C., 150 psig
- C5 - Pneumatic, N.C., 250 psig
- K5 - Manual, LOTO, 500 psig

Body Series

- DV6 - Bulk Flow Series

Porting

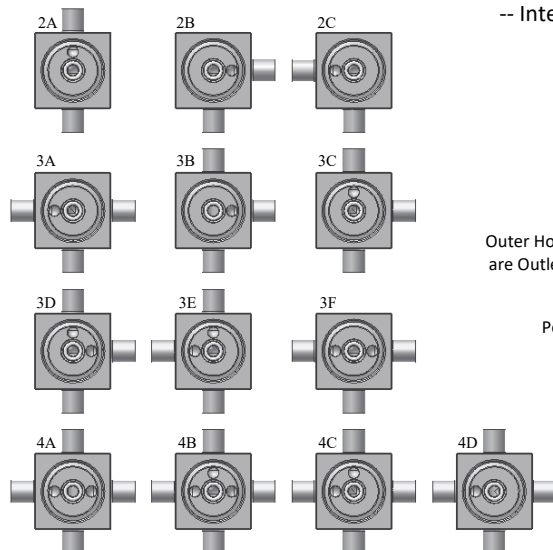
1 2 3 4
Ports

Options

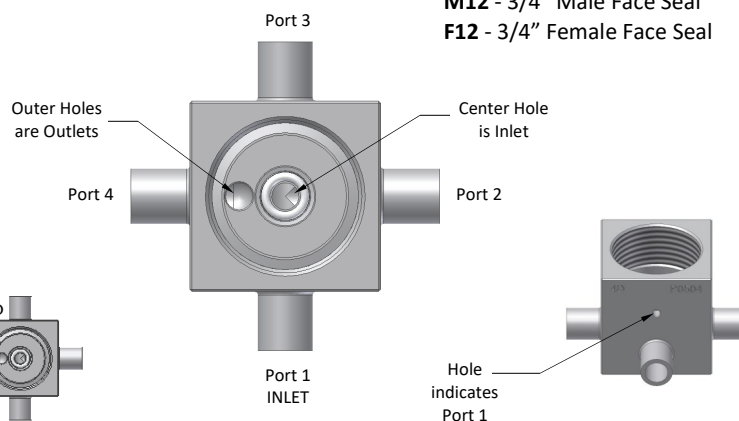
- PP - Purge Ports ("Gasket-less")
- VS - Vespel™ Seat
- HT - High Temp (for C5/K5)
- BK - Black Handle Color
- GR - Green Handle Color
- RD - Red Handle Color
- WH - White Handle Color
- YW - Yellow Handle Color

Connections

- X - (No port)
- T - 1/2" Tube Stub
- 12 - 3/4" Tube Stub
- M - 1/2" Male Face Seal
- F - 1/2" Female Face Seal
- M12 - 3/4" Male Face Seal
- F12 - 3/4" Female Face Seal



-- Internal Top View --



GTC PRODUCTS

www.gtc-products.com