


UHP DV2 Diaphragm Valves

“Standard” Series

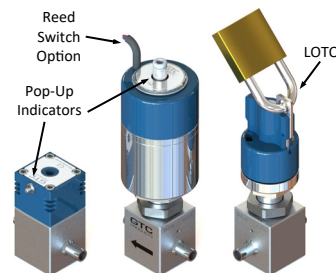


Pneumatic Normally Closed				Manual				Pneumatic N. Open	
250 PSIG	500 PSIG	3300 PSIG	3300 PSIG*	500 PSIG	3300 PSIG	500 PSIG	1500 PSIG	250 PSIG	3300 PSIG
0.25 Cv			0.08 Cv	0.25 Cv				0.25 Cv	
10-32/M5	1/8" OD Tube Quick Connect	10-32/M5	1/4 Turn	1/4 Turn, with LOTO			10-32/M5		

* CR2 is NOT bi-directional, and has regulated output (see chart below)
 * CR2 maximum outlet operating pressure is 600 psig

GTC Features

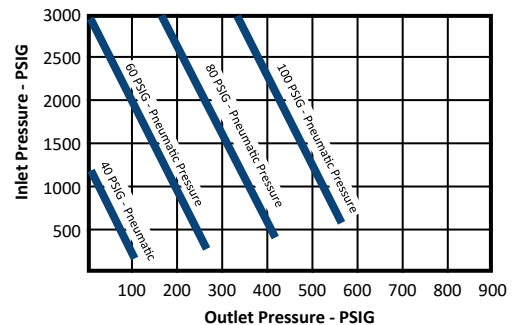
- Springless Metal Diaphragm Design
- Serviceable, Modular Valves with Replaceable Seats
- Manual Actuators with Metal Handles and Positive Stops
- Pop-Up Status Indicators on C2, C10, C30, CR2 and P2 actuators
- LOTO - Lock Out Tag Out feature on L2, L112, and K20 actuators



Technical Data


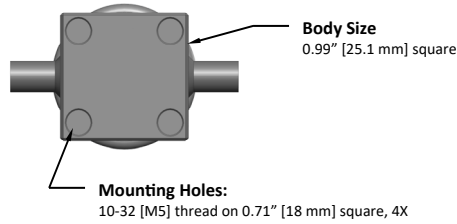
Specification	
Proof / Burst Pressure (exc. CR2)	4,500 psig / 9,000 psig
Proof / Burst Pressure - CR2	Inlet side: 4,000 / 8,000, Outlet side: 750 / 1,500
Pneumatic Actuator Pressure	70 - 120 psig (CR2: 40-100 psig)
Operating Temperature	-20° to 160° F (Vespel seat option: -20° to 300° F)
Expected Cycle Life	C10: 1M ; C2/L2/P2/K10/L112: 500K ; Others: 50K
Helium Leak Rate - Inboard	1 x 10 ⁻⁹ scc/s He
He Leak Rate - Across Seat	1 x 10 ⁻⁹ scc/s He (CR2: 4 x 10 ⁻⁸ scc/s He)
Wetted Surface	Electropolished, 10 Ra max
Wetted Surface Body Mat'l	316L VAR Stainless Steel
Wetted Surface Other Mat'l	Diaphragm: Elgiloy™, Seat: PCTFE (optional Vespel™)

CR2 Outlet Pressure Chart



Dimensions

Specification	C2	C10	C30	CR2	K10	K20	L2	L112	P2	P30
Overall Height (H)	1.99" [51 mm]	4.31" [109 mm]	5.04" [128 mm]	1.75" [44 mm]	3.00" [76 mm]	3.00" [76 mm]	2.67" [68 mm]	3.60" [91 mm]	2.07" [53 mm]	4.45" [113 mm]
Actuator Diameter (D)	1" [25 mm] square	1.50" [38 mm]	1.69" [43 mm]	1" [25 mm] square	1.50" [38 mm]	1.75" [44 mm]	1" [25 mm] square	1.12" [28 mm]	1" [25 mm] square	1.69" [43 mm]
Tube Stub Length (L)	0.880" [22.3 mm]									
Welded Fitting Len (L)	1.39" [35 mm]									
Fixed Male Fitting (L)	1.15" [29 mm]									



Ordering Information: C10-DV2-2A-TXTX-VS

Actuator

- C2** - Low Pressure, Pneumatic N.C.
- C10** - Low Pressure, Pneumatic N.C.
- C30** - High Pressure, Pneumatic N.C.
- CR2** - High Pressure, Pneumatic N.C., Regulating
- K10** - Low Pressure, Manual 1/4 Turn
- K20** - High Pressure, Manual 1/4 Turn, LOTO
- L2** - Low Pressure, Manual 1/4 Turn, LOTO
- L112** - High Pressure, Manual 1/4 Turn, LOTO
- P2** - Low Pressure, Pneumatic N.O.
- P30** - High Pressure, Pneumatic N.O.

Body Series

- DV2** - Standard

1 2 3 4
Ports

Options

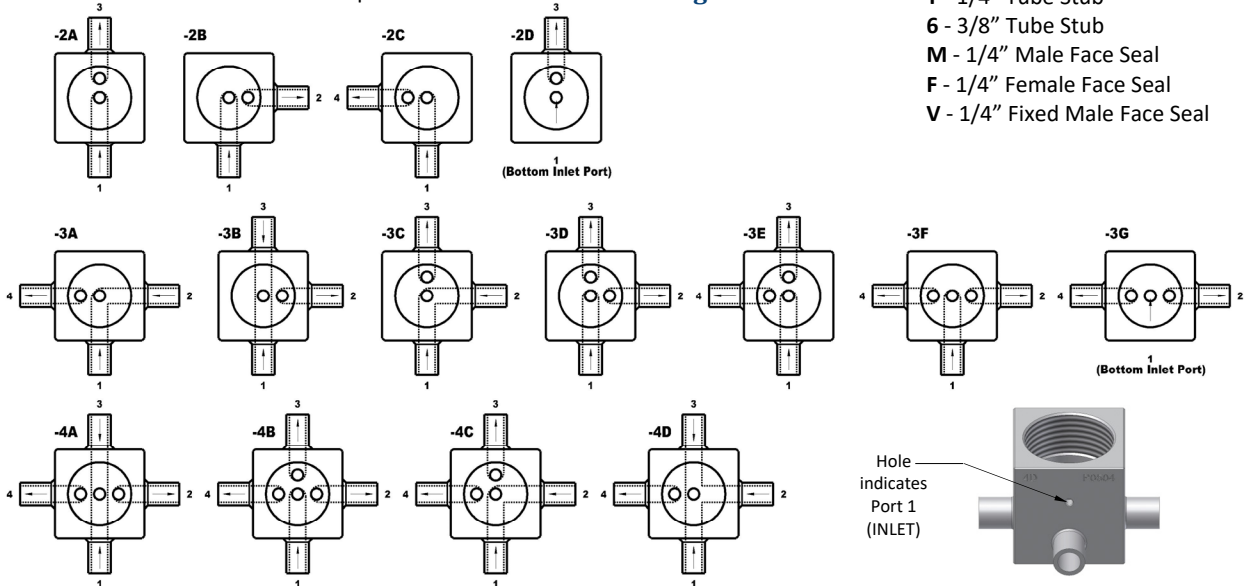
- B5** - Bleed Seat
- FA** - PFA Seat (250 max operating psig)
- VS** - Vespel™ Seat
- BK** - Black Handle Color
- GR** - Green Handle Color
- RD** - Red Handle Color
- WH** - White Handle Color
- YW** - Yellow Handle Color
- RS** - Reed Switch, SPDT

Connections

- X** - (No port)
- T** - 1/4" Tube Stub
- 6** - 3/8" Tube Stub
- M** - 1/4" Male Face Seal
- F** - 1/4" Female Face Seal
- V** - 1/4" Fixed Male Face Seal

-- Internal Top View --

Porting



GTC PRODUCTS

www.gtc-products.com